

2.4.3

2020 OWATONNA FIRE DEPARTMENT MONTHLY ACTIVITY REPORT

INSPECTION SERVICES	Jan	Feb	Mar	Apr	May	Jun	Jul	Aug	Sep	Oct	Nov	Dec	2020	2019
Fire code inspections	52	69	74										195	1451
Fire alarm inspections	0	0	0										0	16
Sprinkler system inspections	3	1	3										7	30
Nuisance inspections	0	0	5										5	326
Weed inspections	0	0	0										0	669
Sprinkler system permits issued	0	1	0										1	11
Fire alarm system permits issued	0	2	1										3	12
Suppression system permits issued	1	0	0										1	0
Plan reviews	2	7	3										12	30
Code reviews	1	2	1										4	12
# Knox boxes checked	0	0	3										3	9

PUBLIC EDUCATION SERVICES	Jan	Feb	Mar	Apr	May	Jun	Jul	Aug	Sep	Oct	Nov	Dec	2020	2019
# people given tours	0	0	0										0	336
# people given extinguisher demos	0	0	0										0	438
# people at truck visits	0	0	30										30	2741
# people fire safety information	0	0	0										0	430
# people juvenile firesetters	0	0	0										0	0

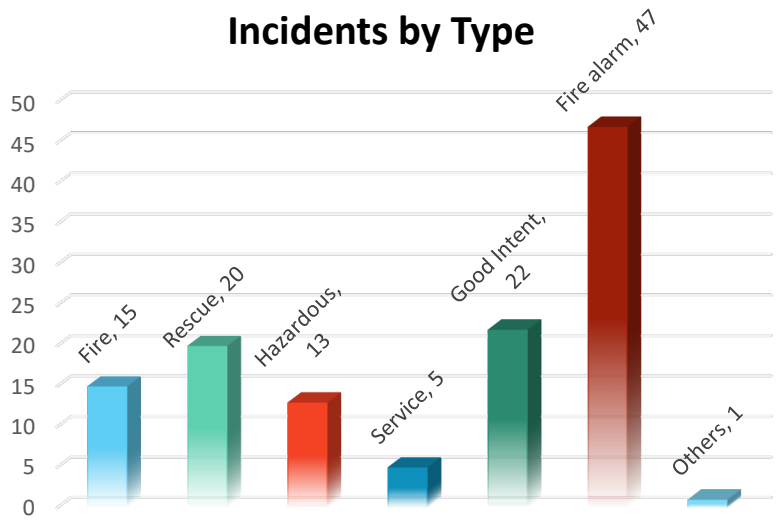
EMERGENCY RESPONSE SERVICES	Jan	Feb	Mar	Apr	May	Jun	Jul	Aug	Sep	Oct	Nov	Dec	2020	2019
Incidents														
City incidents	27	31	41										99	424
Rural incidents	9	6	6										21	116
Mutual aid given	1	2	0										3	5
Monthly Totals	37	39	47	0	0	0	0	0	0	0	0	0	123	545
Type of Incidents														
Fire	4	6	5										15	50
Rescue calls	4	7	9										20	108
Hazardous conditions	2	3	8										13	65
Service calls	1	2	2										5	37
Good intent calls	9	4	9										22	111
Fire alarms	16	17	14										47	171
Others	1	0	0										1	3
Monthly Totals	37	39	47	0	0	0	0	0	0	0	0	0	123	545
Total training hours	175.00	363.25	226.75										765	1612

SAFETY SERVICES	Jan	Feb	Mar	Apr	May	Jun	Jul	Aug	Sep	Oct	Nov	Dec	2020	2019
# injury reports	0	0	0										0	2
# lost work hours	0	0	0										0	0
# fire extinguishers serviced	0	300	0										300	24
1st aid supplies checked	0	0	0										0	0
Full-time shift hours worked	1680.25	1416.00	1582.00										4678.25	19803.00
Full-time overtime hours worked	67.78	159.24	125.21										352.23	1875.23
Part-time hours worked	257.75	431.08	401.00										1089.83	3864.22
Monthly Hours Worked Total	2005.78	2006.32	2108.21	0.00	0.00	0.00	0.00	0.00	0.00	0.00	0.00	0.00	6120.31	25542.45

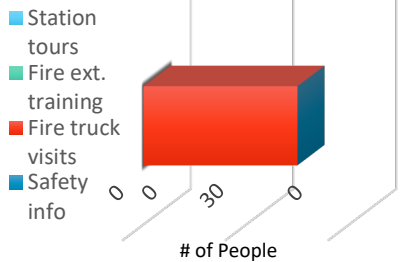
OWATONNA FIRE DEPARTMENT DASHBOARD

2020 STATISTICS

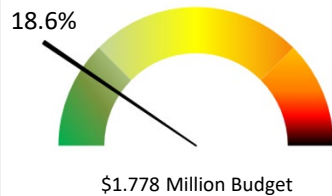
Incidents by Type



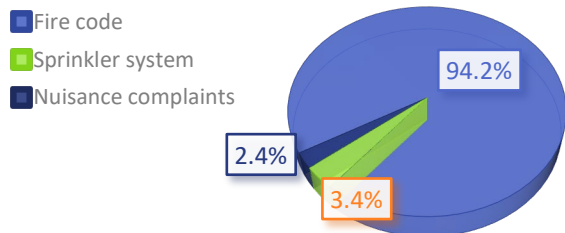
Public Education



Expenditures

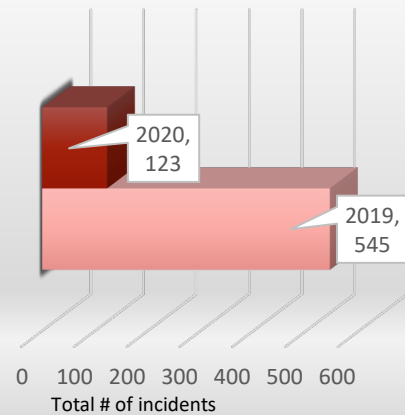


Inspections by Type

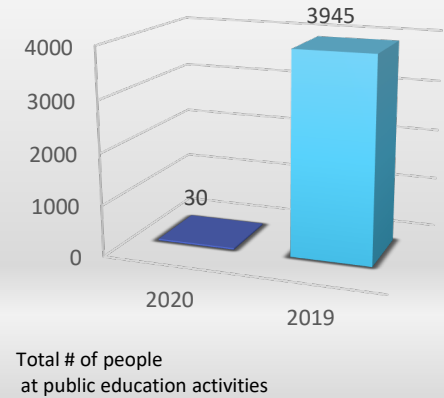


2020 VS 2019 STATISTICS

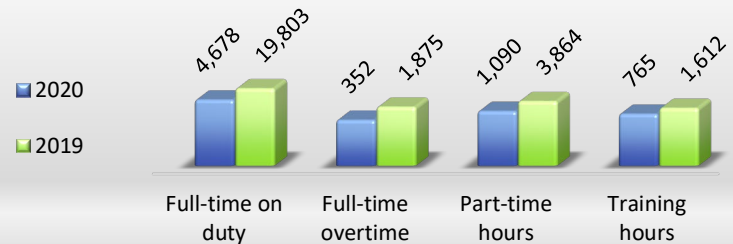
Incidents



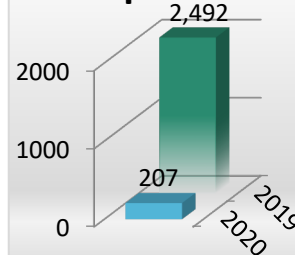
Public Education



Staff Hours



Inspections



Safety Services

