

2021 OWATONNA FIRE DEPARTMENT MONTHLY ACTIVITY REPORT

INSPECTION SERVICES	Jan	Feb	Mar	Apr	May	Jun	Jul	Aug	Sep	Oct	Nov	Dec	2021	2020
Fire code inspections	62												62	398
Fire alarm inspections	0												0	12
Sprinkler system inspections	1												1	42
Nuisance inspections	4												4	512
Weed inspections	0												0	508
Sprinkler system permits issued	1												1	7
Fire alarm system permits issued	2												2	13
Suppression system permits issued	2												2	8
Plan reviews	2												2	53
Code reviews	2												2	23
# Knox boxes checked	1												1	12

PUBLIC EDUCATION SERVICES	Jan	Feb	Mar	Apr	May	Jun	Jul	Aug	Sep	Oct	Nov	Dec	2021	2020
# people given tours	0												0	0
# people given extinguisher demos	0												0	9
# people at truck visits	0												0	60
# people fire safety information	6												6	450
# people juvenile firesetters	0												0	1

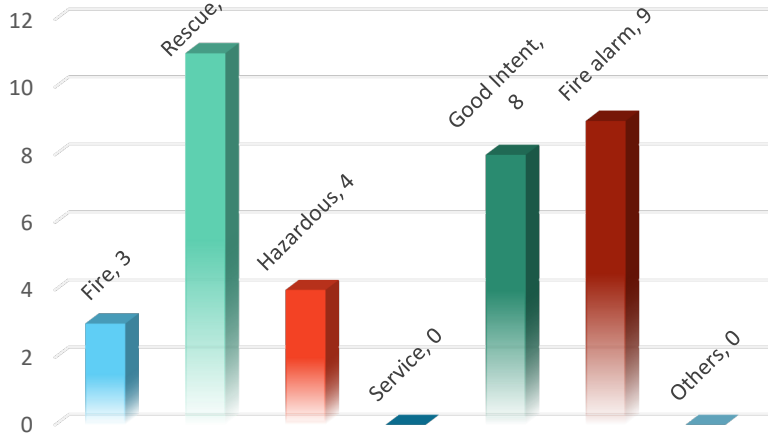
EMERGENCY RESPONSE SERVICES	Jan	Feb	Mar	Apr	May	Jun	Jul	Aug	Sep	Oct	Nov	Dec	2021	2020
Incidents														
City incidents	25												25	349
Rural incidents	10												10	110
Mutual aid given	0												0	5
Monthly Totals	35	0	0	0	0	0	0	0	0	0	0	0	35	464
Type of Incidents														
Fire	3												3	59
Rescue calls	11												11	85
Hazardous conditions	4												4	42
Service calls	0												0	31
Good intent calls	8												8	98
Fire alarms	9												9	146
Others	0												0	3
Monthly Totals	35	0	0	0	0	0	0	0	0	0	0	0	35	464
Total training hours	145.34												145	2013

SAFETY SERVICES	Jan	Feb	Mar	Apr	May	Jun	Jul	Aug	Sep	Oct	Nov	Dec	2021	2020
# injury reports	3												3	0
# lost work hours	0												0	0
# fire extinguishers serviced	144												144	411
1st aid supplies checked	0												0	20
Full-time shift hours worked	1671.25												1671.25	18183.25
Full-time overtime hours worked	65.91												65.91	1414.44
Part-time hours worked	228.00												228.00	3235.58
Monthly Hours Worked Total	1965.16	0.00	0.00	0.00	0.00	0.00	0.00	0.00	0.00	0.00	0.00	0.00	1965.16	22833.27


OWATONNA FIRE DEPARTMENT DASHBOARD

2021 STATISTICS

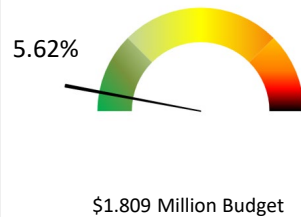
Incidents by Type



Public Education

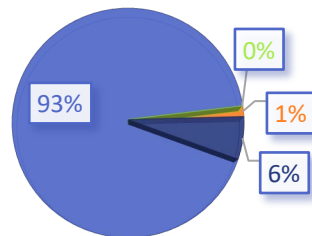


Expenditures



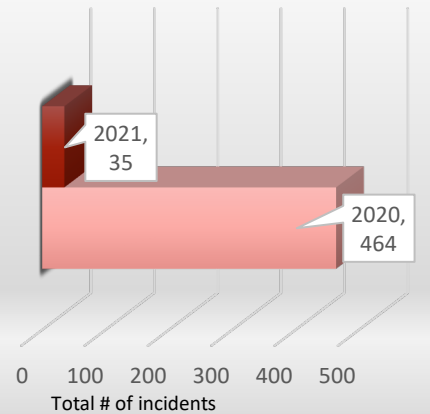
Inspections by Type

- Fire code
- Fire alarm system
- Sprinkler system
- Nuisance complaints

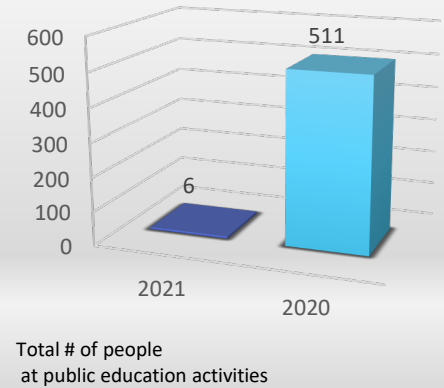


2021 VS 2020 STATISTICS

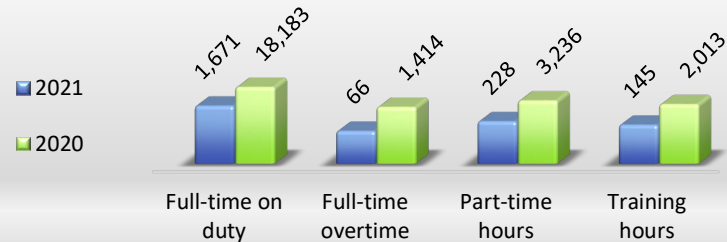
Incidents



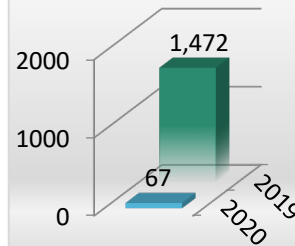
Public Education



Staff Hours



Inspections



Safety Services

